



CIAC TOURNAMENT BRACKET


2023 Division M Boys Lacrosse

Qualifying Round



5/27,12:00pm @Newington

 16 Newington 14
 17 Lyman Hall 9

5/26,6:00pm @Watertown High

 15 Watertown 12
 18 Berlin 2

5/26,5:30pm @North Haven MS

 14 North Haven 9
 19 Woodstock 4

5/26,4:00pm @Groton MS



 13 Fitch 19
 20 Norwich Tech-Windham Tech 4

First Round

5/31,6:00pm @Cheshire

 1 Cheshire 25
 16 Newington 4



5/31,5:30pm @Barlow

 8 Barlow 13
 9 Wethersfield 7



5/31,6:00pm @Guilford

 4 Guilford 17
 13 Fitch 1

5/31,4:30pm @Xavier

 5 Xavier 19
 12 Bethel 5



5/31,5:00pm @Madison Surf Club

 2 Daniel Hand 16
 15 Watertown 2



5/31,4:30pm @Farmington

 7 Farmington 17
 10 East Lyme 13

5/31,5:30pm @Veterans Memorial Park (West Haven, CT)

 3 ND-WH 17
 14 North Haven 4

5/31,4:00pm @Avon



 6 Avon 18
 11 Pomperaug 8

Quarterfinal

6/3,3:00pm @Cheshire High Main Game field

 1 Cheshire 19
 8 Barlow 7

6/3,4:00pm @Guilford

 4 Guilford 11
 5 Xavier 9

6/3,2:00pm @Madison Surf Club


 2 Daniel Hand 18
 7 Farmington 9

6/3,3:00pm @Notre Dame

 3 ND-WH 12
 6 Avon 4

Semifinal

6/9,6:00pm @Cheshire

 1 Cheshire 13
 4 Guilford 3

6/9,5:00pm @Daniel Hand

 2 Daniel Hand 12
 3 ND-WH 11

Final

6/11,12:30pm @Sacred Heart University

 1 Cheshire 18
 2 Daniel Hand 3

2023 Division M Boys Lacrosse Rankings

SCHOOL/TOWN	RATING	PCT	WON	LOST	TIED	PTS.	TIEBREAKER
Cheshire	1	0.812	13	3	0	92.00 (7.18/84.81)	
Daniel Hand	2	0.688	11	5	0	84.66 (3.25/81.40)	
ND-WH	3	0.688	11	5	0	84.14 (3.56/80.57)	
Guilford	4	0.500	8	8	0	80.96 (1.75/79.21)	
Xavier	5	0.625	10	6	0	80.79 (0.81/79.98)	
Avon	6	0.500	8	8	0	78.10 (1.18/76.91)	
Farmington	7	0.750	12	4	0	77.78 (3.56/74.21)	
Barlow	8	0.500	8	8	0	77.31 (1.37/75.94)	
Wethersfield	9	0.875	14	2	0	77.15 (6.93/70.21)	
East Lyme	10	0.562	9	7	0	76.03 (1.87/74.15)	
Pomperaug	11	0.625	10	6	0	75.06 (2.87/72.18)	
Bethel	12	0.688	11	5	0	74.28 (2.06/72.21)	
Fitch	13	0.562	9	7	0	72.51 (2.68/69.82)	
North Haven	14	0.562	9	7	0	71.96 (0.43/71.52)	
Watertown	15	0.812	13	3	0	71.33 (5.25/66.07)	
Newington	16	0.438	7	9	0	69.00 (-2.37/71.38)	
Lyman Hall	17	0.438	7	9	0	67.80 (-1.60/69.39)	
Berlin	18	0.500	8	8	0	67.75 (0.43/67.31)	
Woodstock	19	0.438	7	9	0	67.00 (-0.31/67.31)	
Norwich Tech-Windham Tech	20	0.429	6	8	0	57.47 (-2.00/59.47)	

NON-QUALIFYING TEAMS	PCT	WON	LOST	TIED
E.Catholic	0.375	6	10	0
Masuk	0.375	6	10	0
Brookfield	0.375	6	10	0
S.Windsor	0.188	3	13	0
RHAM	0.375	6	10	0
Branford	0.188	3	13	0
E.O. Smith	0.375	6	10	0
Law	0.188	3	13	0
Ledyard-Griswold	0.062	1	15	0
Windsor	0.125	2	14	0
Middletown	0.143	2	12	0
Vinal-Goodwin	0.222	2	7	0